



# St Joseph the Worker Catholic Primary School

## Online Safety Newsletter: Jan 2018

### BBC launches 'Own It' website

'Own It' is a website for 9 to 12 year olds to help them get the most out of being online. It covers everything from online privacy and avoiding malware to dealing with everyday dilemmas children face online. 'Own It' will work with an advisory network of partners to help ensure it covers a wide range of topics and issues affecting children online. <https://www.bbc.com/ownit>

**Do you know the online safety lingo?**

**CEOP** - Child Exploitation and Online Protection dedicated to eradicating the sexual abuse of children.

#### Acronyms

**182:** I hate you

**WYCM:** Will you call me

### #WholsSam – start a conversation




The National Crime Agency (NCA) have conducted an online survey which showed that while the majority of parents speak to their children regularly, **over 30% had not spoken to their children about online safety in the last month.** The NCA have produced a short

animation narrated by a fictional character called Sam, an adult who goes online to abuse children, with the hashtag #WholsSam to show how offenders attempt to build relationships with young people online. <https://youtu.be/AOu5BLGNG9c>


### Ofcom Report

Ofcom's latest report examines children's media use. It provides detailed evidence on media use, attitudes and understanding among children and young people. The report also includes findings relating to parents' views about their children's media use, and the ways that parents seek – or decide not – to monitor or limit use of different types of media. **More 3-4s, 5-7s and 8-11s are online than in 2016.**


<https://www.ofcom.org.uk/research-and-data/media-literacy-research/childrens/children-parents-2017>

 **3-4s**

- 1% have their own smartphone, 21% have their own tablet.
- 96% watch TV on a TV set, for around 15h a week
- 41% watch TV on other devices, mostly on a tablet
- 40% play games, for nearly 6h a week.
- 53% go online, for nearly 8h a week.
- 71% of these mostly use a tablet to go online.
- 48% use YouTube, of which 52% of these say cartoons are their favourite thing to watch, 15% say unboxing videos.
- 0% have a social media profile.

 **5-7s**

- 5% have their own smartphone, 35% have their own tablet.
- 95% watch TV on a TV set, for around 13½h a week
- 49% watch TV on other devices, mostly on a tablet
- 66% play games, for nearly 7½h a week.
- 79% go online, for around 9h a week.
- 63% of these mostly use a tablet to go online.
- 71% use YouTube, of which 30% say cartoons are their favourite thing to watch, 18% say funny videos or pranks.
- 3% have a social media profile.
- The TV set is the device they say they would miss the most.

 **8-11s**

- 39% have their own smartphone, 52% have their own tablet.
- 95% watch TV on a TV set, for nearly 14h a week.
- 55% watch TV on other devices, mostly on a tablet
- 81% play games, for around 10h a week.
- 94% go online, for nearly 13½h a week.
- 46% of these mostly use a tablet to go online, 22% a mobile.
- 81% use YouTube, of which 23% say funny videos or pranks are their favourite thing to watch, 18% say music videos.
- 23% have a social media profile.
- The TV set or tablet are the devices they would miss the most.